

KID'S CORNER



Bubble Art

It is time to make bubble art!

First

Grown-up reads



Then

I make



www.handsinautism.org
hands@iupui.edu
Tel: (317)944-8162

Select option "0"

Suggestions for Grown-Ups

1. Laminate the schedule (page 2)
2. Place on a velcroed board (for pull-off schedules) or use a marker to mark finished steps (for check-off schedules).
For more information, see **How-To Template: Schedules** (www.handsinautism.org)
3. Cover the table with newspaper or a plastic tablecloth.
4. Place 2 Tbsp. of tempera paint in each cup, add 2 Tbsp. of dish soap and 1/2 cup of water. Mix the solution with a spoon.
5. Help complete schedule steps if needed.
6. **Have fun!**

You will need...














- ◇ Schedule (see p. 2)
- ◇ 3 colored bubble solutions (to make: mix 2 Tbsp. tempura paint, 2 Tbsp. liquid dish detergent, 1/2 cup water)
- ◇ 3 plastic cups or empty yogurt containers
- ◇ White construction paper
- ◇ Bubble wands
- ◇ Newspapers or a plastic tablecloth


Christian Sarkine
Autism Treatment Center

Christian Sarkine Autism
Treatment Center
Department of Child
and Adolescent Psychiatry
702 Barnhill Dr., Rm. 4300
Indianapolis, IN 46202
For referrals, call 317-944-8162
For research, call 317-944-8162
Other resources: call 317-944-8162
option "0"
www.iupui.edu/~psycdept/autism/
rileyhospital.org

Materials provided are **samples only!**
They may need to be individualized to meet the particular needs of a person with an ASD!

Time to make bubble art!

<input type="checkbox"/>		Get 1 piece of white paper.
<input type="checkbox"/>		Choose a color.
<input type="checkbox"/>		Pick up the wand.
<input type="checkbox"/>		Dip wand into colored water.
<input type="checkbox"/>		Blow bubbles onto paper.
<input type="checkbox"/>		Choose a different color.
<input type="checkbox"/>		Dip wand in colored water.
<input type="checkbox"/>		Blow bubbles onto paper.
<input type="checkbox"/>		Choose a different color.
<input type="checkbox"/>		Dip wand in colored water.
<input type="checkbox"/>		Blow bubbles onto paper.
<input type="checkbox"/>		Let dry on table.
<input type="checkbox"/>		Finished.