

KID'S CORNER

Valentine Butterfly



It is almost Valentine's Day and time to make a card!


First

Grown-up reads



Then

I make



Suggestions for Grown-Ups

1. Cut out decoration schedule and (if available) place on a velcroed board (for pull-off schedules) or laminate (for check-off schedules). For more information, see How-To Template: Schedules (www.handsinautism.org)
2. The shapes can be cut out and traced or used directly from the template. Help with cutting or pre-cut shapes before an activity. Modify the schedule if needed.
3. **Have fun!**

You will need...

- ◇ Decoration Schedule (see p. 2-3)
- ◇ Printed (and pre-cut if needed) shapes (see p. 3-4)
- ◇ Pink and purple construction paper
- ◇ Tape
- ◇ Scissors
- ◇ Pencil
- ◇ 2 pink pipe cleaners
- ◇ Crayons or markers to write the wishes

Materials provided are **samples only!**
They may need to be individualized to meet the particular needs
of a person with an ASD!



Christian Sarkine Autism Treatment Center
IU™ School of Medicine

www.HANDSinAutism.org

hands@iupui.edu

Tel: (317)274-2675

Fesler Hall (IUPUI)

1120 South Dr., Ste. 302

Indianapolis, IN 46202

Also, check out...

How-To Video: First-Then Board
How-To Video: Choice Board

How-To Template: Choice Board
How-To Template: Visual Schedules
How-To Template: Activity Schedule
How-To Schedule: First-Then Board

Life with ASD Series
Academia Series
Strategy in Practice

View/download these and
other templates at [www.HANDSinAutism.org/
tools/kidsCorner.html](http://www.HANDSinAutism.org/tools/kidsCorner.html)





Time to make a Valentine Butterfly



Cut out rectangle from purple construction paper



Wrap purple rectangle around toilet paper tube




Cut 2 hearts from pink construction paper



Tape 2 hearts on back of toilet paper tube for wings



Twist 2 pink pipe cleaners around top half of pencil



Take pipe cleaner off pencil



Tape twisted pipe cleaners to inside top part of toilet paper tube

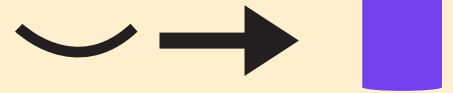




Draw 2 eyes on front of toilet paper tube.



Draw mouth on front of toilet paper tube.



Write message on the wings (Ideas: "I love you"; "Happy Valentine's Day!"; "You're the best!")



Give to someone you love!

